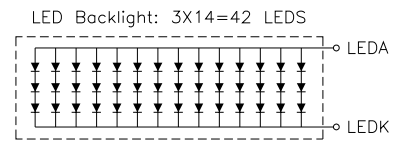
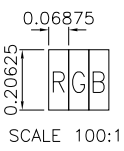
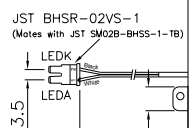


PIN	SYMBOL
1	GND
2	VDD
3	VDD
4	NC
5	NC
6	NC
7	GND
8	RIND0-
9	RIND0+
10	GND
11	RIND1-
12	RIND1+
13	GND
14	RIND2-
15	RIND2+
16	GND
17	RINC-
18	RINC+
19	GND
20	NC
21	NC
22	GND
23	GND
24	NC
25	NC
26	NC
27	NC
28	NC
29	NC
30	NC



- Notes:
1. 10.4" Transmissive, Normally-Black IPS TFT LCD
 2. View Direction: Free
 3. Interface: 6-Bit LVDS
 4. Operation Temp.: -20°C to 70°C
 5. Storage Temp.: -30°C to 80°C
 6. VDD=3.0V to 3.6V

LT104B-01A

DWN.	LYJ	TITLE	LCM OUTLINE DIMENSION
CHK.	LY	PART NO.	LT104B-01A
APPD.		DWG. NO.	LT104B-01A-WXA
REV.	A	UNIT	mm PROJECTION
DATE	2019.07.26	SCALE	NTS SHEET 1 OF 1