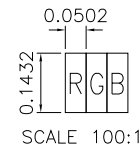
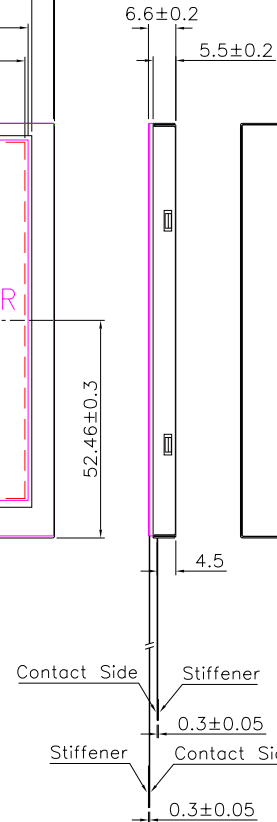
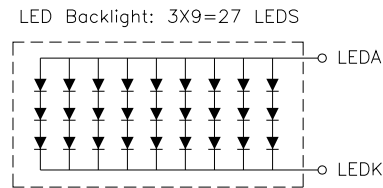


T/P PIN	SYMBOL
1	XL
2	YD
3	XR
4	YU



PIN	SYMBOL
1	LEDA
2	LEDA
3	LEDK
4	LEDK
5	GND
6	VCOM
7	DVDD
8	MODE
9	DE
10	VSYNC
11	HSYNC
12	B7
13	B6
14	B5
15	B4
16	B3
17	B2
18	B1
19	B0
20	G7
21	G6
22	G5
23	G4
24	G3
25	G2
26	G1
27	G0
28	R7
29	R6
30	R5
31	R4
32	R3
33	R2
34	R1
35	R0
36	GND
37	DCLK
38	GND
39	L/R
40	U/D
41	VGH
42	VGL
43	AVDD
44	RESET
45	NC
46	VCOM
47	DITHB
48	GND
49	NC
50	NC

Notes:

- 7.0" Transmissive, Normally-White TFT LCD
- View Direction: 6:00
- Interface: 24-Bit Parallel RGB
- Touch Panel: 4-wire Resistive
- Operation Temp.: -20°C to 70°C
- Storage Temp.: -30°C to 80°C
- VDD=3.0V to 3.6V

LT070B-02AT

DWN.	LYJ	TITLE	LCM OUTLINE DIMENSION		
CHK.	LY	PART NO.	LT070B-02AT		
APPD.		DWG. NO.	LT070B-02AT-WXA		
REV.	A	UNIT	mm	PROJECTION	
DATE	2018.12.06	SCALE	NTS	SHEET	1 OF 1